




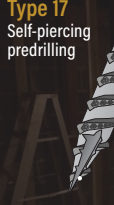
















T-REX17® JOLTSCREW

SCAN THE CODE



FOR MORE INFO

MARINE GRADE

<p>Outdoor XGuard</p>	<p>Jolt Head For weatherboard, door frames & windows</p> <ul style="list-style-type: none"> - 8g x 65, 75 & 90mm - Double locking thread - T-REX Teeth - Type 17 point - T15 TX drive 	<p>T15 TX Drive Jolt Head</p> 	<p>Double Locking Thread Prevent pull out up to 50%</p> 	<p>T-REX Teeth Quicker & Easier to install</p> 	<p>Type 17 Self-piercing predrilling</p> 	<p>Endorsed by</p>  <p>Hume Pine Niagara OTC Timber</p>
<p>316 S/Steel</p>	<p>Jolt Head For weatherboard, door frames & windows</p> <ul style="list-style-type: none"> - 8g x 65, 75 & 90mm - Double locking thread - T-REX Teeth - Type 17 point - T15 TX drive 	<p>T15 TX Drive Jolt Head</p> 	<p>Double Locking Thread Prevent pull out up to 50%</p> 	<p>T-REX Teeth Quicker & Easier to install</p> 	<p>Type 17 Self-piercing predrilling</p> 	<p>Endorsed by</p>  <p>Hume Pine Niagara OTC Timber</p>
<p>316 S/Steel Bronze</p>	<p>Jolt Head For weatherboard, door frames & windows</p> <ul style="list-style-type: none"> - 8g x 75mm - Double locking thread - T-REX Teeth - Type 17 point - T15 TX drive 	<p>T15 TX Drive Jolt Head</p> 	<p>Double Locking Thread Prevent pull out up to 50%</p> 	<p>T-REX Teeth Quicker & Easier to install</p> 	<p>Type 17 Self-piercing predrilling</p> 	<p>Endorsed by</p>  <p>Hume Pine Niagara OTC Timber</p>
<p>316 S/Steel Black</p>	<p>Jolt Head For weatherboard, door frames & windows</p> <ul style="list-style-type: none"> - 8g x 75mm - Double locking thread - T-REX Teeth - Type 17 point - T15 TX drive <p>BLACK COATED</p>	<p>T15 TX Drive Jolt Head</p> 	<p>Double Locking Thread Prevent pull out up to 50%</p> 	<p>T-REX Teeth Quicker & Easier to install</p> 	<p>Type 17 Self-piercing predrilling</p> 	<p>Endorsed by</p>  <p>Hume Pine Niagara OTC Timber</p>

FIXING TYPE	Withdrawal in pine - 31mm penetration (LPL - kN)	Head pull through in weatherboard 19mm thick (LPL - kN)
JoltScrew SS316 8g x 75mm	3.89	1.48
JoltScrew SS316 8g x 90mm	5.29	1.48
Jolt Head Nail 75 x 3.15mm	0.66	0.56
Jolt Head Nail 60 x 2.80mm	0.54	0.32